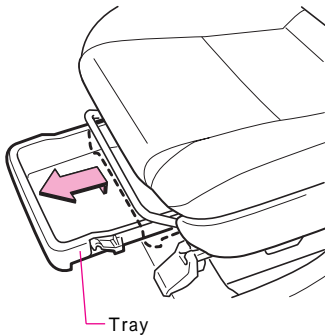


Passenger's seat seat Under tray *

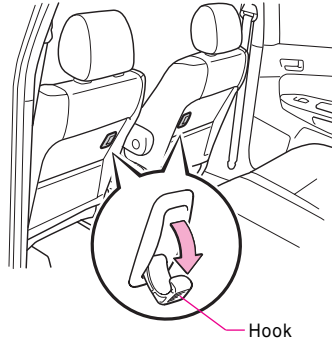


Raise the tray, and draw it out ahead. -
Close while running.



Do not put the one under the reception desk seat (Exclude it in a seat under tray). The one narrows, the seat is not fixed, it causes an unexpected accident, important injury might be received, and it is dangerous. Moreover, it causes the breakdown of the lock mechanism.

Shopping hook *



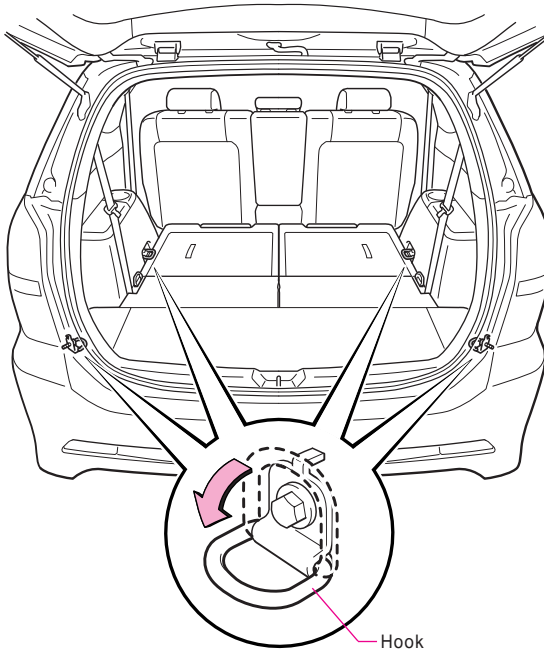
Knock down the hook when you use it. -
Store it when you do not use it.



- Store it when you do not use the hook. An unexpected injury might be done by placing the finger. -
Especially, hang neither heavy one nor the big one on the hook.
The hook might break, and shift while running.

4kg of permissible capacity at rated load center distance.....

Deck hook *



Luggage can be fixed using the rope together with the net. -
The net and the rope must use the one on the market.



注意

Store it when you do not use the hook. An unexpected injury might be done by placing the finger.

Contents



Warning

Basic
contents, operation

Driving
Handling
device

The
Handling indoor
equipment

Good. Safety
of
To
theory, animals
and
equipment

How
to
attention

associate, aiming,
car

Maintenance

Myriad
One(D)

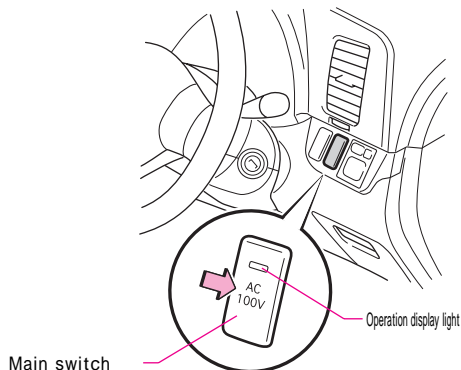
etc

Index

Accessories outlet *

How to use of the accessories outlet.

1 Push the main switch.

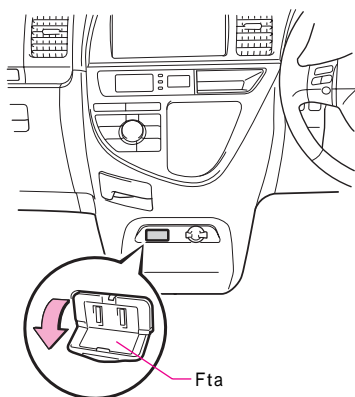


- The operation display light lights, and it enters the state that the accessories outlet can be used. -

The power supply changes into turning on and turning off whenever the switch is pushed. -

When you do not use the accessories outlet, confirm the main switch is made OFF, and the operation display light has been turned off.

2 Open Fta of the accessories outlet.



3 Insert the plug of an electric product.



Close Fta when you do not use the accessories outlet.

- Remove the plug of an electric product from the outlet, and close Fta when you do not use the accessories outlet. The foreign body enters the outlet or the drinking water etc. splash, and might it break down, and it be short. -
- The battery might go up when using it for a long time with the engine stopped. Moreover, the battery might go up when using it for a long time while idling even if it engines starts. -
- Do not connect the AC adaptor directly with the accessories outlet. Fta might be damaged, and the AC adaptor drop out.



Knowledge

About the operation condition

When the engine switch is turned on, it is possible to use it.

About the accessories outlet

- An electric product can be used in the car. -

Use an electric product of the maximum power consumption 100W or less with AC100V.

⚠ The protection circuit works when an electric product for the maximum electric power consumption to exceed 100W is used, and it is not possible to use it. If the outlet is removed and power consumption becomes 100W or less in this case, it is possible to use it. -

The following equipment might not operate normally if power consumption is as much as 100W or less.

⚠ Equipment with large power consumption when starting (cathode-ray tube type television, compressor type refrigerator, electric pump, and power tool, etc.).

⚠ Equipment (clock and audio, etc.) with switch (50/60Hz) of power supply frequency.

⚠ Equipment (medical equipment and meter, etc.) that measures precise data.

⚠ Others (lamp etc. with microcomputer control type electric blanket and touch sensor)-

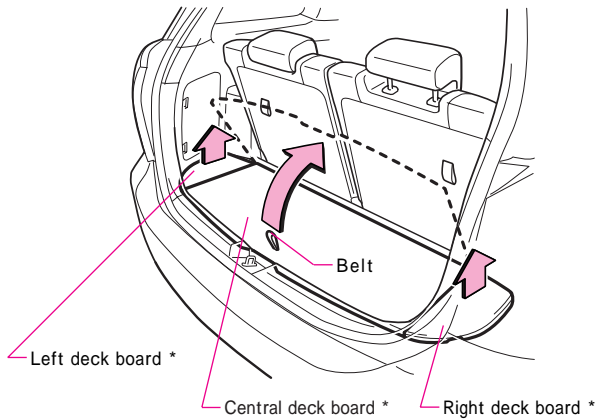
The noise might enter the radio and the television according to the electric product used. -

The voltage of the accessories outlet cannot measure an accurate voltage with a tester on the market.

Receive the check in the Toyota shop when the confirmation of the voltage is necessary.



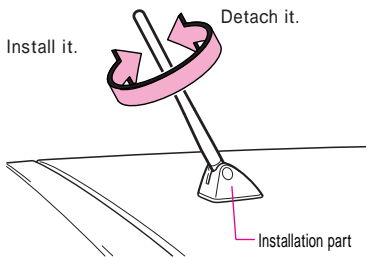
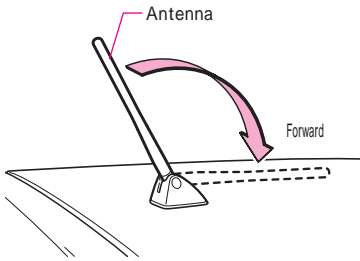
Luggage box



- The deck board installation car detaches and uses each board.
- Lift and detach the board with the belt when you detach the central deck board.
- Detach the right and left deck board after the central deck board is detached or it raises it.

Antenna

The antenna can be stored forward.



Spend the antenna and detach it from the installation part when detaching it. The antenna must screw in in the installation part, and fix firmly when you install it.

- The person in whom the radio was installed
Set up to the place with the moderation feeling and use it when you receive the radio.



Note the handling of the antenna.

- Detach the antenna might damage the antenna when putting it on the automatic carwash machine. -

Store the antenna might damage the antenna at the following time.

蘆When the antenna hits the garage etc.

蘆When you put the car cover.